



- Installation and wiring of luminaire must be in accordance with all applicable local codes.
- Installation, inspection, and maintenance of luminaires should be performed by a qualified electrician.
- DO NOT make or alter any open holes in the luminaire. Do not modify the luminaire.
- DO NOT install damaged product.
- Make sure electrical power is OFF before and during installation and maintenance.
- Make sure the equipment is properly grounded.
- Make sure the supply voltage is same as the rated fixture voltage.

Installation Instruction



CAUTIONS:

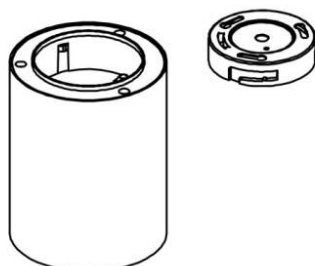
1. Switch-off the power supply before any installation and maintenance operations.
2. Installation should be carried out by a suitably qualified person in accordance with good electrical practice and the appropriate national wiring regulations.
3. Connect this lighting according to voltage and frequencies mention on driver.

INSTALLATION:

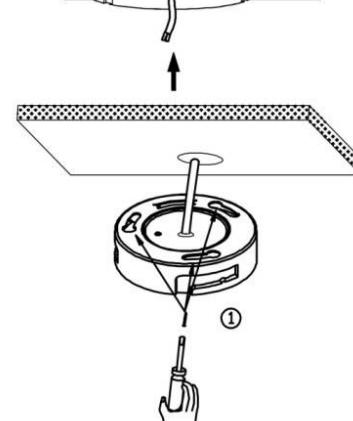
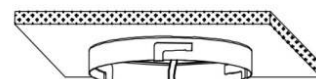
1 Make a hole



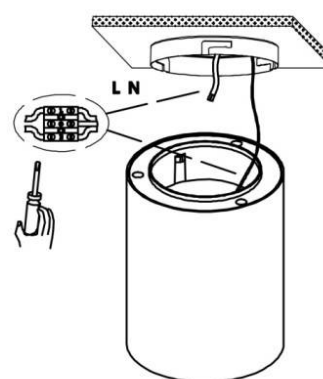
2



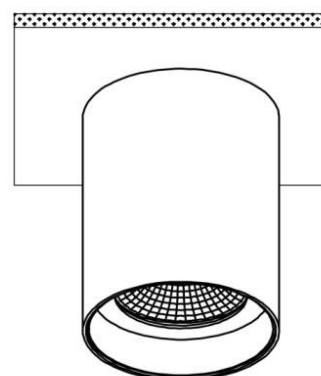
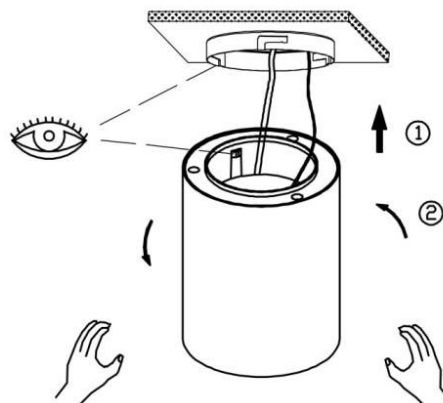
3



4



5



OK ③